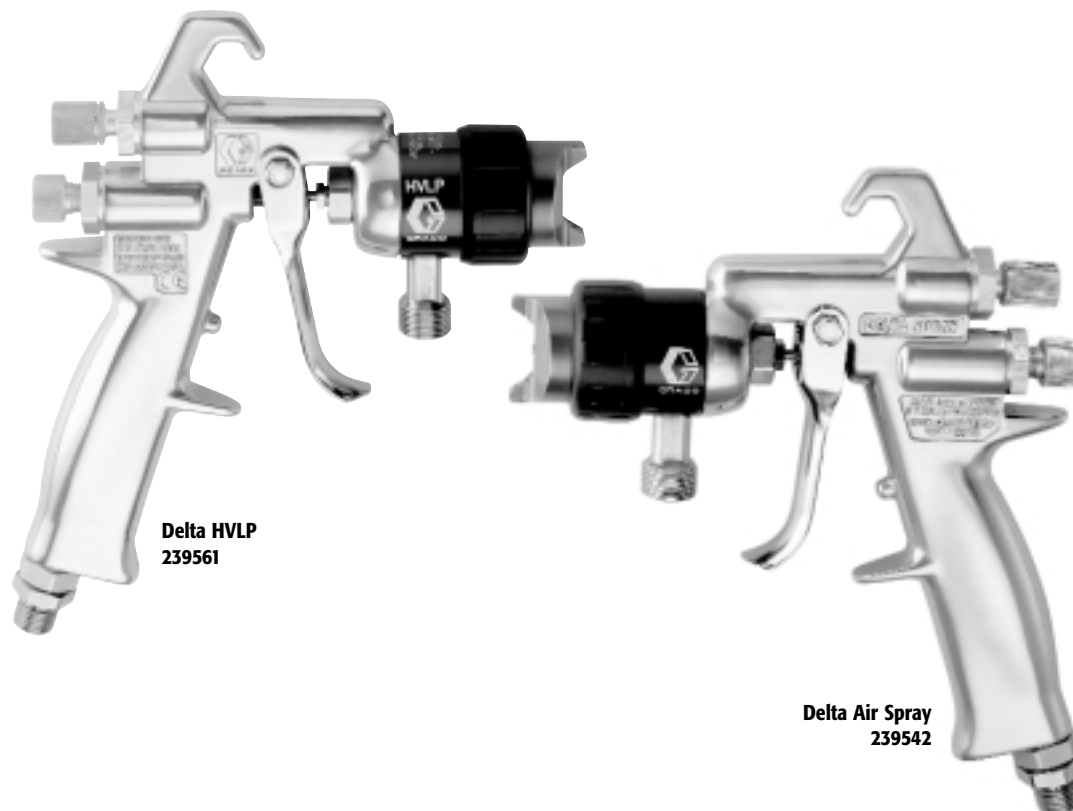




# DELTA SPRAY®

## Manual HVLP and Air Spray Guns



**Delta HVLV  
239561**

**Delta Air Spray  
239542**

### Fine Finish Quality with Proven Operator Comfort

#### Delta Spray Features and Benefits

##### Air Spray

- Outstanding finish quality with excellent pattern balance and uniformity
- Lightweight, curved handle to reduce operator fatigue
- Easily converted to HVLP technology for future applications

##### HVLP

- Superior atomization at higher flow rates
- Outstanding overall balance for maximum operator comfort
- Meets today's strict environmental regulation requirements

PROVEN QUALITY. LEADING TECHNOLOGY.

# DELTA AIR SPRAY

## Delta Air Spray Guns

Offering better atomization of more materials, improved operator comfort and excellent spray performance.



## Typical Fluids Handled

- Adhesives and Sealants
- Epoxy
- High Solids
- Latex
- NGR Stains
- Primers
- Solventborne Coatings
- Topcoats
- Waterborne Coatings
- 2K Urethanes

## Typical Applications

- Aerospace
- Auto Assembly and Feeder
- General Metal
- Truck and Bus
- Wood Finishing

## Technical Specifications

Maximum working fluid pressure	100 psi (7 bar, 0.7 MPa)
Maximum working air pressure	100 psi (7 bar, 0.7 MPa)
Fluid and air operating temperature range	32° to 140° F (0° to 60° C)
Weight	17.1 oz (485 g)
Air inlet	1/4-18 npsm (R1/4-19) compound thread
Fluid inlet	3/8-18 npsm (R3/8-19) compound thread
Wetted parts	304 and 17-4 PH stainless steel, PEEK, acetal, UHMWPE
Air Consumption – 60 psi @ gun inlet	17 scfm
Noise data for air spray <sup>(1)</sup>	
Sound pressure	80.8 dBA
Sound power	89.9 dBA
Dimensions	6.7 in L x 7.6 in H (170 mm L x 193 mm H)
Instruction manual	308742

UHMWPE = Ultra High Molecular Weight Polyethylene


<sup>(1)</sup> All readings were taken with the gun controls fully open at gun handle.

Sound pressure was tested to CAGI-PNUEROP-1969 and sound power was tested to ISO 3744-1981.

# DELTA HVLP SPRAY

## Delta HVLP Spray Guns

Provides superior finish quality with faster production speeds and a lightweight design that meets today's strict environmental regulation requirements.



### Typical Fluids Handled

- Epoxy
- High Solids
- Latex
- NGR Stains
- Primers
- Solventborne Coatings
- Topcoats
- Waterborne Coatings
- 2K Urethanes

### Typical Applications

- Aerospace
- Auto Assembly and Feeder
- General Metal
- Truck and Bus
- Wood Finishing

### Technical Specifications

Maximum working fluid pressure .....	100 psi (7 bar, 0.7 MPa)
Maximum working air pressure .....	100 psi (7 bar, 0.7 MPa)
Maximum compliant inbound air pressure (HVLP only) .....	40 psi (2.8 bar, 280 MPa)
Fluid and air operating temperature range .....	32° to 140° F (0° to 60° C)
Weight .....	17.1 oz (485 g)
Air inlet .....	1/4-18 npsm (R1/4-19) compound thread
Fluid inlet .....	3/8-18 npsm (R3/8-19) compound thread
Wetted parts .....	304 and 17-4 PH stainless steel, PEEK, acetal, UHMWPE
Air Consumption – 45 psi @ gun inlet .....	.23 scfm
Noise data for HVLP <sup>(1)</sup>	
Sound pressure .....	84.4 dBA
Sound power .....	94.0 dBA
Dimensions .....	6.7 in L x 7.6 in H (170 mm L x 193 mm H)
Instruction manual .....	308741

UHMWPE = Ultra High Molecular Weight Polyethylene

<sup>(1)</sup>All readings were taken with the gun controls fully open and with 40 psi (280 MPa, 2.8 bar).

Sound pressure was tested to CAGI-PNUEROP-1969 and sound power was tested to ISO 3744-1981.

## Air Spray Ordering Information

1. Determine type of feed (Pressure, Siphon or Gravity).
2. Select material viscosity.
3. Select average flow rate.
4. Select pattern width.

## Delta Spray Air Spray Guns

Gun Assembly Part No.	Needle/ Nozzle Kit Part No.	Air Cap Part No.	Orifice Size in (mm)	Pattern Width* in (mm)	Material Usage:	
					Viscosity	Average Flow oz/min (lpm)
<b>Pressure Feed Guns: Air Spray Gun Assemblies</b>						
239540	239590	192315	0.030 (0.762)	15 (381)	Light	4-12 (0.12-0.36)
239541	239591	192315	0.042 (1.067)	17 (432)	Light-Medium	8-20 (0.24-0.60)
239542	239592	192315	0.055 (1.397)	17 (432)	Medium	16-30 (0.48-0.90)
239543	239593	192315	0.070 (1.778)	18 (457)	Medium-Heavy	16-35 (0.48-1.05)
239544	239594	192318	0.086 (2.184)	13 (330)	Heavy	16-40 (0.48-1.20)
239545	239595	192319	0.110 (2.790)	11 (279)	Heavy	16-45 (0.48-1.35)
239548 <sup>†</sup>	239596 <sup>†</sup>	192315	0.042 (1.067)	17 (432)	Light-Medium	8-20 (0.24-0.60)
239549 <sup>†</sup>	239597 <sup>†</sup>	192315	0.055 (1.397)	17 (432)	Medium	16-30 (0.48-0.90)
243522 <sup>†</sup>	239588 <sup>†</sup>	192315	0.070 (1.778)	18 (457)	Medium-Heavy	16-35 (0.48-1.05)
<b>Spatter or Specking Gun Assembly</b>						
243640	243542	196109	0.042 (1.067)	N/A	Light-Medium	8-20 (0.24-0.60)
<b>Siphon Feed Guns: Air Spray Gun Assemblies</b>						
239546	239592	192317	0.055 (1.397)	10 (254)	Light	4-10 (0.12-0.30)
239547	239593	192317	0.070 (1.778)	10 (254)	Light-Medium	8-12 (0.24-0.36)
<b>Gravity Feed Guns: Air Spray Gun Assemblies</b>						
239710	239592	192317	0.055 (1.397)	9 (229)	Light-Medium	4-10 (0.12-0.30)
239711	239593	192317	0.070 (1.778)	9 (229)	Light-Medium	8-12 (0.24-0.36)
<b>Air Spray Gun and Gravity Cup Assemblies</b>						
239555	239592	–	0.055 (1.397)	9 (229)	Light-Medium	4-10 (0.12-0.30)
239556	239593	–	0.070 (1.778)	9 (229)	Light-Medium	8-12 (0.24-0.36)
<b>Air Spray Gun and Siphon Cup Assemblies</b>						
239551	239592	–	0.055 (1.397)	10 (254)	Light	4-10 (0.12-0.30)
239552	239593	–	0.070 (1.778)	10 (254)	Light-Medium	8-12 (0.24-0.36)

<sup>†</sup>Stainless steel needle/tip

\*Measured with gun nozzle 10 in (254 mm) from surface.

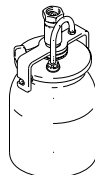


## Air Spray Accessories

(more accessories on back page)

### Siphon Cup, 304 Stainless Steel

- 239582 1 Quart (0.9 Liter)  
239584 1 Pint (0.5 Liter)



### 239587 Air Spray to HVLP Conversion Kit

For converting an air spray gun to an HVLP spray gun. Includes the HVLP fan valve and spray housing. The appropriate needle, HVLP nozzle and HVLP air cap must be ordered separately.

### Air Caps

- 192313** 12 in (305 mm) pattern width\*; recommended for stains  
**192316** 14 in (356 mm) pattern width\*  
**196106** 17 in (432 mm) pattern width\*; brass material construction  
**192314** 14 in (356 mm) pattern width\*; for use in low fluid pressure applications such as touch-up

## HVLP Ordering Information

1. Determine type of feed (Pressure or Gravity).
2. Select material viscosity.
3. Select average flow rate.
4. Select pattern width.

## Delta Spray HVLP Spray Guns

Gun Assembly Part No.	Needle/ Nozzle Kit Part No.	Air Cap Part No.	Orifice Size in (mm)	Pattern Width* in (mm)	Material Usage:	
					Viscosity	Average Flow oz/min (lpm)
<b>Pressure Feed Guns: HVLP Spray Gun Assemblies</b>						
239559	239600	192321	0.030 (0.762)	15 (381)	Light	4-10 (0.12-0.30)
239560	239601	192321	0.042 (1.067)	16 (406)	Light-Medium	8-14 (0.24-0.42)
239561	239602	192321	0.055 (1.397)	16 (406)	Medium	12-18 (0.36-0.54)
239562	239603	192322	0.070 (1.778)	17 (432)	Medium-Heavy	16-20 (0.48-0.60)
239563	239604	192322	0.086 (2.184)	17 (432)	Heavy	18-22 (0.54-0.66)
239564	239605	192323	0.110 (2.790)	18 (457)	Heavy	20-24 (0.60-0.72)
239565 <sup>†</sup>	239606 <sup>†</sup>	192321	0.042 (1.067)	16 (406)	Light-Medium	8-14 (0.24-0.42)
239566 <sup>†</sup>	239607 <sup>†</sup>	192321	0.055 (1.397)	16 (406)	Medium	12-18 (0.36-0.54)
239567 <sup>†</sup>	239598 <sup>†</sup>	192321	0.070 (1.778)	17 (432)	Medium-Heavy	16-20 (0.48-0.60)
<b>Gravity Feed Guns: HVLP Spray Gun Assemblies</b>						
239574	239592	192329	0.055 (1.397)	14 (356)	Light-Medium	3-5 (0.09-0.15)
239575	239593	192329	0.070 (1.778)	16 (406)	Light-Medium	4-6 (0.12-0.18)
<b>HVLP Spray Gun and Pressure Cup Assemblies</b>						
239568	239601	—	0.042 (1.067)	16 (406)	Light	4-10 (0.12-0.30)
239569	239602	—	0.055 (1.397)	16 (406)	Light-Medium	6-12 (0.18-0.36)
239570	239603	—	0.070 (1.778)	17 (432)	Medium	8-14 (0.24-0.42)
239571	239604	—	0.086 (2.184)	17 (432)	Medium-Heavy	10-16 (0.30-0.48)
<b>HVLP Spray Gun and Gravity Cup Assemblies</b>						
239579	239592	—	0.055 (1.397)	14 (356)	Light-Medium	3-5 (0.09-0.15)
239580	239592	—	0.070 (1.778)	16 (406)	Light-Medium	4-6 (0.12-0.18)

<sup>†</sup>Stainless steel needle/tip

\*Measured with gun nozzle 10 in (254 mm) from surface.



## HVLP Accessories

(more accessories on back page)

- 185353 Optional Air Hose Assembly**  
 Max. working pressure: 100 psi (0.7 MPa, 7 bar)  
 Optional air hose for use when higher air flow is required. 3/8 in ID x 25 ft (9.5 mm x 7.6 m).  
 Swivel: 1/4 npsm(f), buna-N.

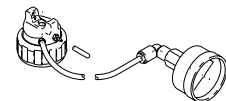
### Air Caps

- 196107** 6 in (152 mm) pattern width\*; shading/SAP pattern type.

### Air Pressure Verification Kit

For use in checking air cap atomizing or fan air pressure at various supply air pressures. Not to be used for actual spraying.

Note: To be HVLP compliant, the atomizing air pressure must not exceed 10 psi (0.7 bar 70 kPa, ).



### Orifice Size in inches (mm)

- 239609** 0.030, 0.042, 0.055 (0.762, 1.067, 1.397)  
**239610** 0.070, 0.086 (1.778, 2.184)  
**239611** 0.110 (2.790)  
**239612** Gravity

## Accessories

### 239631 Air Whip Hose Assembly

Max. working pressure: 100 psi (0.7 MPa, 7 bar).  
Easier gun movement with increased hose flexibility.  
Length: 4 ft (1.2 m). ID: 5/16 in (7.9 mm).  
Swivel: 1/4 npsm(f), nitrile.

### Air Hose Assembly

Max. working pressure: 100 psi (0.7 MPa, 7 bar).  
ID: 5/16 in (7.9 mm). Swivel: 1/4 npsm(f), nitrile.

**239636** Length: 15 ft (4.6 m)

**239637** Length: 25 ft (7.6 m)

### 239622 Fluid Whip Hose Assembly

Max. working pressure: 100 psi (0.7 MPa, 7 bar).  
Easier gun movement with increased hose flexibility.  
Length: 4 ft (1.2 m). ID: 3/16 in (4.8 mm).  
3/8 npsm(fbe), nylon with polyurethane cover.

### Fluid Hose Assembly

Max. working pressure: 100 psi (0.7 MPa, 7 bar). ID: 3/16 in (4.8 mm). 3/8 npsm(fbe), nylon with polyurethane cover.

**239633** Length: 15 ft (4.6 m)

**239634** Length: 25 ft (7.6 m)

### 243670 Air Control Valve Kit

Install on the gun air inlet to control both atomizing air and pressure in the spray gun cup (if used). 1/4 npsm x 1/4-19 BSPT.

### 235119 Gun Air Regulator Assembly

Air regulator 0-100 psi (0-7 bar, 0.7 MPa) to control air pressure to gun.  
Note: installing the gun air regulator adds a pressure drop that could limit the air cap pressure.

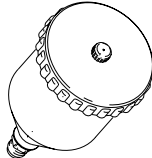


### Gravity Cup Kit

For use with gravity feed gun. Nylon cup, 304 SST 3/8 npsm(f) fluid inlet fitting and fluid filter cartridge included.

**239714** Size: 16 oz (474 cc)

**239715** Size: 8 oz (237 cc)



### 105749 Cleaning Brush

For use in cleaning gun.

### 111265 Lubricant

(1) 4 oz (113 gram) tube of sanitary (non-silicone) lubricant for fluid seals and wear areas.

### Disposable Polyethylene Cup Liners

Paint and solvent resistant. 40 liners per box.

**112490** 1 Qt (0.9 l) Cup Size for Pressure and Siphon Cups

**112491** 2 Qt (0.9 l) Cup Size for Pressure Cups

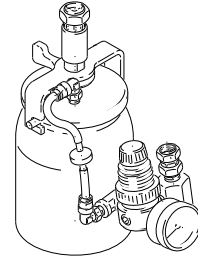
### 192407 Gravity Cup Holder

### 239953 Brass Retaining Ring

### 195065 Non-Swivel Air Inlet Fitting

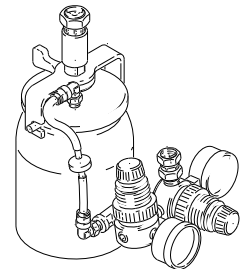
### 239802 SST Pressure Cup with Single Air Regulator

1 qt (0.9 l) capacity, 304 SST cup. Includes a pressure relief valve and a single cup air regulator and gauge.



### 239803 SST Pressure Cup with Double Air Regulator

1 qt (0.95 l) capacity, 304 SST cup. Includes a pressure relief valve, a 0-100 psi (0-7 bar, 0-0.7 MPa) air regulator for gun atomization, and 0-15 psi (0-1.0 bar, 0-104 kPa) air regulator for the 1 qt pressure cup supply air.



Note: installing the pressure cup kit adds a pressure drop that could limit the air cap pressure.

### 239804 1 Qt Remote SST Pressure Cup

1 qt (0.9 l) capacity, 304 SST cup. Includes air pressure regulator and gauge, 4 ft (1.2 m) length air and fluid hose with 1/4 npsm(f) swivel ends, pressure relief valve and rigid hook handle.

All written and visual data contained in this document are based on the latest product information available at the time of publication. Graco reserves the right to make changes at any time without notice.

Graco Inc. is registered to I.S. EN ISO 9001

### Sales/Distribution/Service North America

Industrial Customer Service

800-328-0211

FAX 877-340-6427

Industrial Product Information/Demonstration

1-877-84GRACO (1-877-844-7226)

FAX 612-378-3597

